

Gable with 4' Overhang



8 x 12



16 x 24



8 x 12

The Gable with 4' Overhang has 7' walls and includes porch floor, posts, double doors, single door, and one window. Railing, shutters, and many other options are also available.


The Cabin



10 x 12



12 x 18



8 x 12

The Cabin is designed for an attractive appearance for those who want more than just a shed in their back yard. It has 7' walls, a loft above the overhang, double doors, single door, one window, porch floor, posts, and railing. Doors and windows can be placed on any of the four sides of the building. 8' and 10' wide cabins have a 4' porch. 12'-14'-16' wide have a 6' porch.

Approximate overall height:
8' and 10' Wide—10'3" • 12' and 14' Wide—11'2"

All Buildings Feature


- 4x4 pressure treated skids
- 2x4 floor joists 16" on center
- ¾" tongue & groove flooring
- 2x4 studs 16" on center
- 2x8 top plate (Barn style)
- Double 2x4 top plate (Gable style)
- 2x4 rafters 24" on center
- Full ½" OSB sheathing
- Drip edge on roof edges
- 25 year fiberglass asphalt shingle
- 1x4 trim on door, corners, and fascia
- 2 (8x16) aluminum end vents (wood buildings)
- Ridge vent (vinyl buildings)
- Keyed door latch
- Reinforced doors
- Choice of sidings
- Delivered prebuilt or built on your lot
- Free delivery within 50 miles of Plain City
- 6' wide—34"w x 72"h doors
- 8' wide—60"w x 72"h doors
- All other buildings—70"w x 72"h doors

See our price list for options.

We also custom build to your specifications!

Skid Count

- 8' wide—3 skids 12'—14'wide—5 skids
 - 10' wide—4 skids 16' wide—6 skids
- Economy barns have one less skid



With our Mule, your building can be delivered prebuilt where it would be impossible otherwise. All that is needed is enough space for the building to get through, (width and height). No truck tracks in your yard during wet weather.

Siding Options



Duratemp



T-111



Dutch Lap Vinyl



Double 4" Vinyl

Duratemp—Plywood with a primed composite face. Rough sawn texture looks natural, resists dents, checks, and cracking. Easy to paint and paint lasts longer than T-111.

T-111—high quality rough sawn fir plywood with vertical grooves 8" on center. Best option for staining.

Vinyl Siding—OSB covered with vinyl siding and soffit. Doors and fascia trimmed in aluminum. Choice of colors for siding and trim. Comes in the following two styles: Dutch Lap or Double 4. Totally maintenance free.

Customer is responsible for:

- All building and zoning permits
- Painting or staining and caulking
- Site preparation unless prior arrangements are made
- Payment due on delivery

Distributed By:

Sutherlands

COLUMBUS:

2590 Clime Road (614) 276-8300
575 N. Nelson Rd. (614) 253-8686

CIRCLEVILLE:

460 Lancaster Pike (740) 477-2244

www.Sutherlands.com



Beachy Barns Ltd.

Plain City, Ohio

Quality Buildings at Affordable Prices



We Custom Build



Free Delivery



Standard Barn



10 x 16



14 x 20




8 x 10

The Standard Barn is a traditional barn style building designed for maximum headroom and efficient use of space. There is sufficient room for an optional loft. 8' and 10' wide barns have 4' sidewalls; 12'-16' wide barns have 5' sidewalls. If you are looking for the most economical building per cubic feet of storage space, the Standard Barn is the answer.

Approximate overall height:
8' Wide—8'9" • 10' Wide—9'4" • 12'-16' Wide—10'8"

Standard Highwall Barn



10 x 16



10 x 20



12 x 16

The High Wall Barns are designed to the same specifications as our Standard Barn, except it has 6'6" sidewalls. Taller sidewalls give an abundance of loft space and also allow the doors and windows to be placed on either the end or the side of the building. Price includes double doors, two windows, and lofts. (2-4' lofts on barns up to 16' long; 2-6' lofts on longer barns.)

Approximate overall height:
10' Wide—11'8" • 12'-14'-16' Wide—12'8"

Since 1982

Highwall with Overhang



10 x 16



12 x 16

The Highwall with Overhang has the same features as the Standard Highwall with an added 4' overhang on one side. Price includes double doors, two windows, and lofts. (2-4' lofts on barns up to 16' long; 2-6' lofts on longer barns.) Porch floor, posts and railing are optional. Higher roof also available for more loft space.

Approximate overall height: 10' Wide—11'8" • 12'-14'-16' Wide—12'8"

Economy Barn



10 x 10



8 x 10

The Economy is designed with a lower roof line and ease of construction, but it retains the same high quality materials and workmanship as the Standard Barn. The lower roof line has a less intrusive appearance in smaller yards, but also eliminates loft space for overhead storage. All sizes come with 4' sidewalls. The Economy is our lowest cost building per square foot of floor space without compromising quality.

Approximate overall height: 8'3"

Economy Highwall Barn



8 x 14



10 x 20

The Economy Highwall has the same features as the Economy Barn except it has 6'6" walls. Not as tall as the Standard Highwall, but still has a significant amount of loft space. Doors can be either on the side or the end. (2-4' lofts on barns up to 16' long; 2-6' lofts on longer buildings.)

Approximate overall height: 10'6"

Gable Shed

The Gable Shed is as versatile as your needs. Doors and optional windows can be placed either on the sidewalls (long side) or on the endwalls (short side), giving more options of placement in your yard. Straight walls give more wall space for shelving and hanging things. All Gable Sheds come with 7' walls and an 8" overhang on all four sides of the roof. Includes double doors. Windows and higher walls are optional.

Approximate overall height: 8' and 10' Wide—9'6" • 12' and 14' Wide—10'2"



10 x 10



14 x 24



10 x 14

Gable with 32" Overhang



10 x 12



12 x 16

The Gable with 32" Overhang is built to the same specifications as the Gable Shed, except it has a 32" overhang on one side. Double doors and one window included.

Approximate overall height:
8' and 10' Wide—10' • 12' and 14' Wide—10'6"